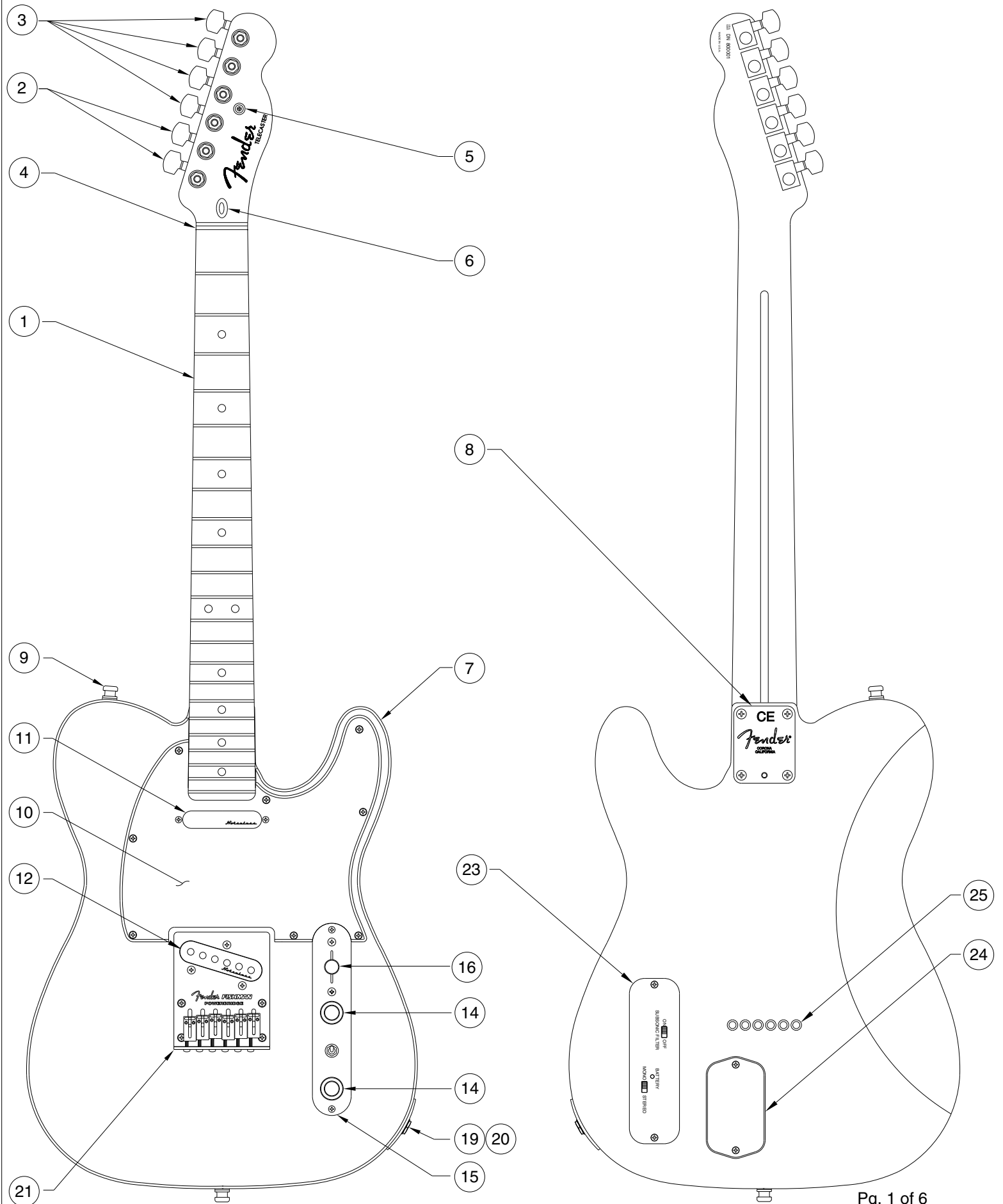


# AMERICAN DELUXE POWER TELECASTER 0105700/5702

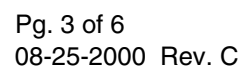
REF.#	P/N	DESCRIPTION	REF.#	P/N	DESCRIPTION
1	0054043000	Neck, American Deluxe Telecaster, M/N		0017031000	Intonation Screw (1-4)
	0054042000	Neck, American Deluxe Telecaster, R/W		0029094000	Intonation Spring, (1 - 4)
2	0021374000	Tuning Key, (1) Set, W/Bushing		0026780000	Height Adjustment Screw, 1 & 6
3	0056260000	Tuning Key, E,B,G,D W/Bushing		0018027000	Height Adjustment Screw, 2 - 5
4	0083675000	Bone Nut	23	0056738000	Back Cover, Preamp Assembly
5	0054625000	String Retainer		0030654000	Mounting Screw
	0021407000	Mounting Screw		0021405000	Mounting Screw, PCB
6	0020810000	Truss Rod Adjustment Nut		0056787000	Fishpaper
	0023811000	Truss Rod Adjusting Wrench	24	0056066000	Back Cover, Battery
7	0056061xxx	Body, Am. Dlx. Tele., Ash, Brown Shell Binding		0030654000	Mounting Screw
	0056060xxx	Body, Am. Dlx. Tele., Alder, White Binding	25	0021429000	Ferrule, String Retainer
	0056310xxx	Body, Am. Dlx. Tele., Ash, White Binding	26	0017458000	Battery Snap
8	0054038000	Neck Mounting Plate	27	0012481000	Shrink Tubing
	0021424000	Mounting Screw			
	0031571000	Tilt Adjustment Screw			
	0023811000	Tilt Adjusting Wrench			
9	0021453000	Strap Button			
	0021422000	Mounting Screw			
	0019056000	Felt Washer, Black			
	0020491000	Felt Washer, White			
10	0056083000	Pickguard, Am. Dlx. Tele, Mint Green			
	0056082000	Pickguard, Am. Dlx Tele, Brown Shell			
	0021407000	Mounting Screw			
11	0053660000	Pickup, Neck, Telecaster, Noiseless			
	0050166000	Mounting Screw			
	0039410000	Tubing, Latex Cut			
12	0053661000	Pickup, Bridge, Telecaster, Noiseless			
	0048631000	Mounting Screw			
	0036878000	Tubing, Latex Cut			
13	0056064000	Preamp & Control Assembly			
	0058107000	Control, 250K/A3K Conc			
	0058108000	Control, 250K/ B100K Dnt Conc			
	0058109000	Mini Switch			
	0058112000	Pre Amp			
14	0049457000	Knob, Lower, Knurled (2)			
	0028897001	Set Screw			
	0049458000	Knob, Upper, Knurled (2)			
	0050101000	Set Screw			
15	0037258000	Control Plate			
	0021407000	Mounting Screw			
16	0053290000	Switch, Lever 3-Position			
	0021413000	Mounting Screw			
	0018359000	Knob, Black			
17	0024832000	Capacitor, .022uf			
18	0012869000	Solder Lug			
	0015116000	Mounting Screw			
19	0056055000	Output Jack, W/Hex Nut & Flat Washer			
	0016436000	Lock Washer, Intl			
20	0050100000	Jack Ferrule			
21	0056063000	Bridge Assembly, Am. Dlx Tele			
	0021422000	Mounting Screw			
	0018531000	Adjusting Wrench, Saddle Height			
22	0056062000	Fishman Bridge Assembly			
	0058110000	Bridge Plate			
	0058111000	P.C.B.			
	0058106000	Bridge Section, (6)			
	0031913000	Intonation Screw, (5 & 6)			
	0029095000	Intonation Spring, (5 & 6)			

Body Part Number	
0056060500	3 Color Sunburst
0056060506	Black
0056060538	Crimson Transparent
0056061501	White Blonde
0056061521	Natural
0056310548	Teal Green Transparent

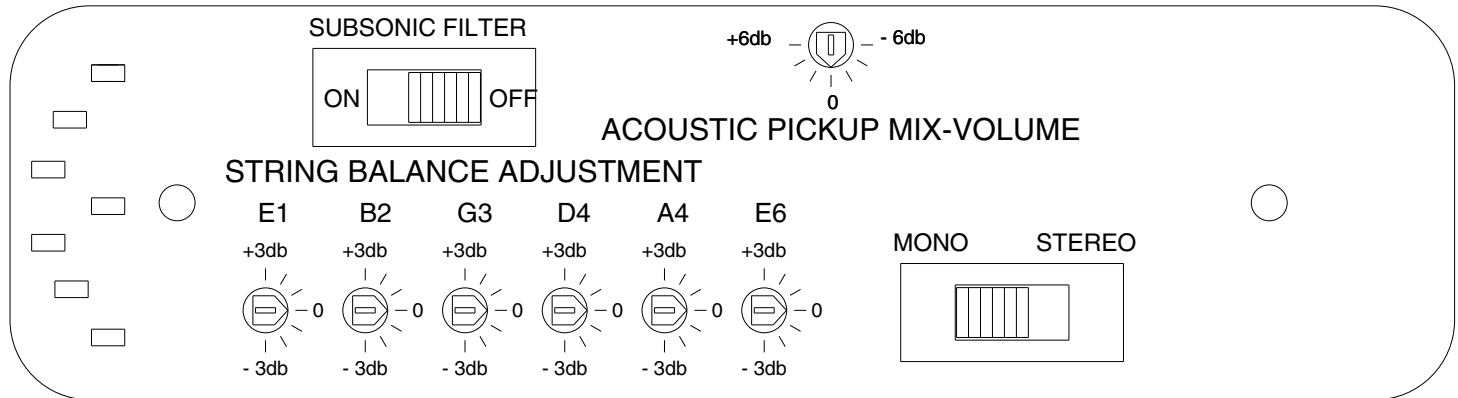
# AMERICAN DELUXE POWER TELECASTER 0105700/5702



## PREAMP ASSEMBLY (WIRING DETAIL)



## PREAMP ASSEMBLY (ADJUSTMENTS)



### SUBSONIC FILTER SWITCH ON/OFF

24db cut around 70 Hz.

Can be used when playing acoustic sound through P.A. with subwoofers to reduce low frequency rumbling that can occur by playing the guitar.

### STEREO - MONO SWITCH

**Mono - Mode** ( use standard guitar cable ) Allows blending of Electric and Acoustic sound when using Volume 1 and Volume 2 and setting Mix-Selector Switch in position 2. The tone of each sound can be controlled independent by using active Acoustic and passive electric tone control.

**Stereo - Mode** ( use included stereo Cable ) Two complete separate paths.

- 1) Passive Electric sound to guitar amplifier ( Magnetic pickups are not part of the pre-amp )
- 2) Active Acoustic sound to Acoustic guitar amp ( Fender Acousticsonic ) or P.A. Control Acoustic and Electric Volume and Tone separate for each amplifier. select with Mix-Selector Switch each amplifier independent or both. and by using a standard guitar cable in Stereo-Mode the guitar can be played as a regular Electric guitar with 3-way switch, Volume and Tone control working as an American Deluxe Telecaster. ( Will work without 9 Volt Battery )

### BATTERY L.E.D.

L.E.D. lights up for a couple of second when guitar jack is plugged in ( Shows battery is live ). L.E.D. will light again when battery drops down to approximately 7 Volt. It is possible to continue to play for a couple of hours, but the guitar will preform at its best with a new battery.

### ACOUSTIC MIX - VOLUME

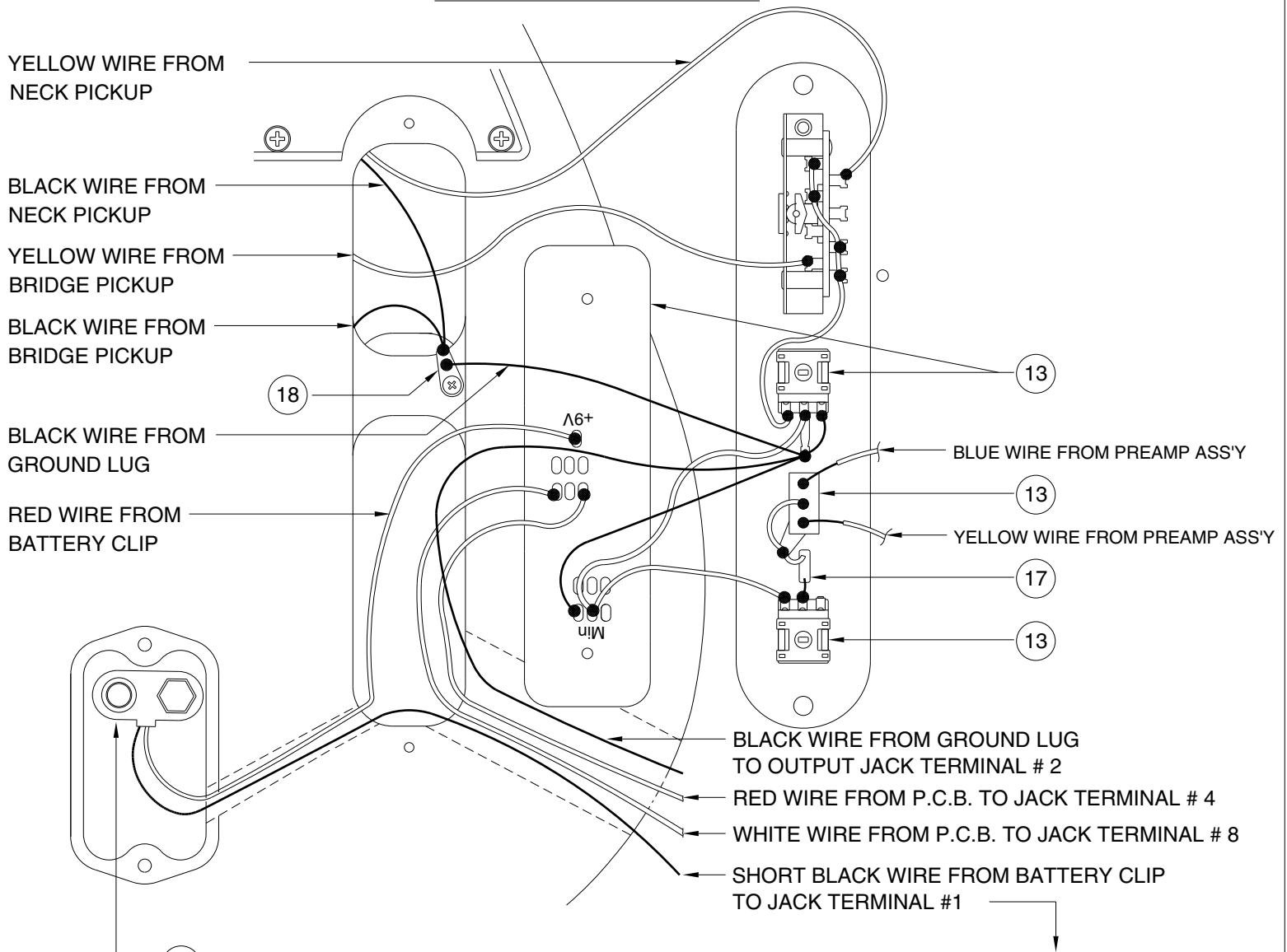
It is factory pre-set to balance Acoustic and Electric sound in Mono-Mode . If necessary, set switch to Mono and compare volume of Electric and Acoustic sound by setting Mix-Selector Switch from 1 to 3.

### STRING BALANCE ADJUSTMENT

It is factory pre-set and optimized for fender string set 250R 010 - 046 ( Part # 073-0250-006 )

New adjustment can be necessary by changing to different string gauge in most cases G and D string need some balance adjustments. see included graphic for corresponding 6 seprate trimpots ( +3db, -3db ) to balance the Acoustic volume of each string.

## CONTROL ASSEMBLY



## BRIDGE ASSEMBLY

## OUTPUT JACK

ACOUSTIC PICKUP FOR EACH BRIDGE SECTION (6)

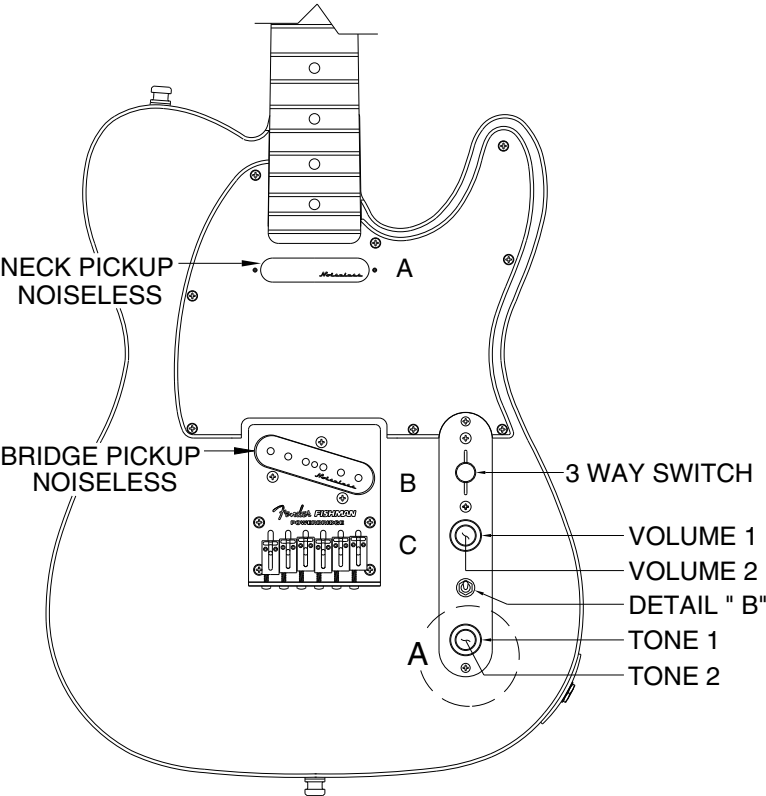
## BRIDGE SECTION

N.T.S.



## TERMINAL DETAIL

BOTTOM VIEW : N.T.S.

SWITCH & CONTROL FUNCTION



3 WAY SWITCH POSITION			
			3 WAY SWITCH POSITION
			NECK PICKUP
			BRIDGE PICKUP
MIX SELECTOR SWITCH			
3	2	1	
3-Way Pickup Switch	3-Way Pickup Switch		
	Piezo Pickup	Piezo Pickup	
Volume 1	Vol. 1 + Vol. 2	Volume 2	
Tone 1	Tone 1 + Tone 2	Tone 2	

A	Pickup (Neck)	<u>LEGEND</u>
B	Pickup (Bridge)	
C	Piezo Pickup in Bridge-Sections	
Volume 1	Volume Control affects only Magnetic pickups	
Volume 2	Volume Control affects only Piezo pickups	
Tone 1	Tone Control Passive affects only Magnetic Pickups	
Tone 2	Tone Control Active affects only Piezo pickups	
 ← PICKUP IS OFF		 ← PICKUP IS ON

