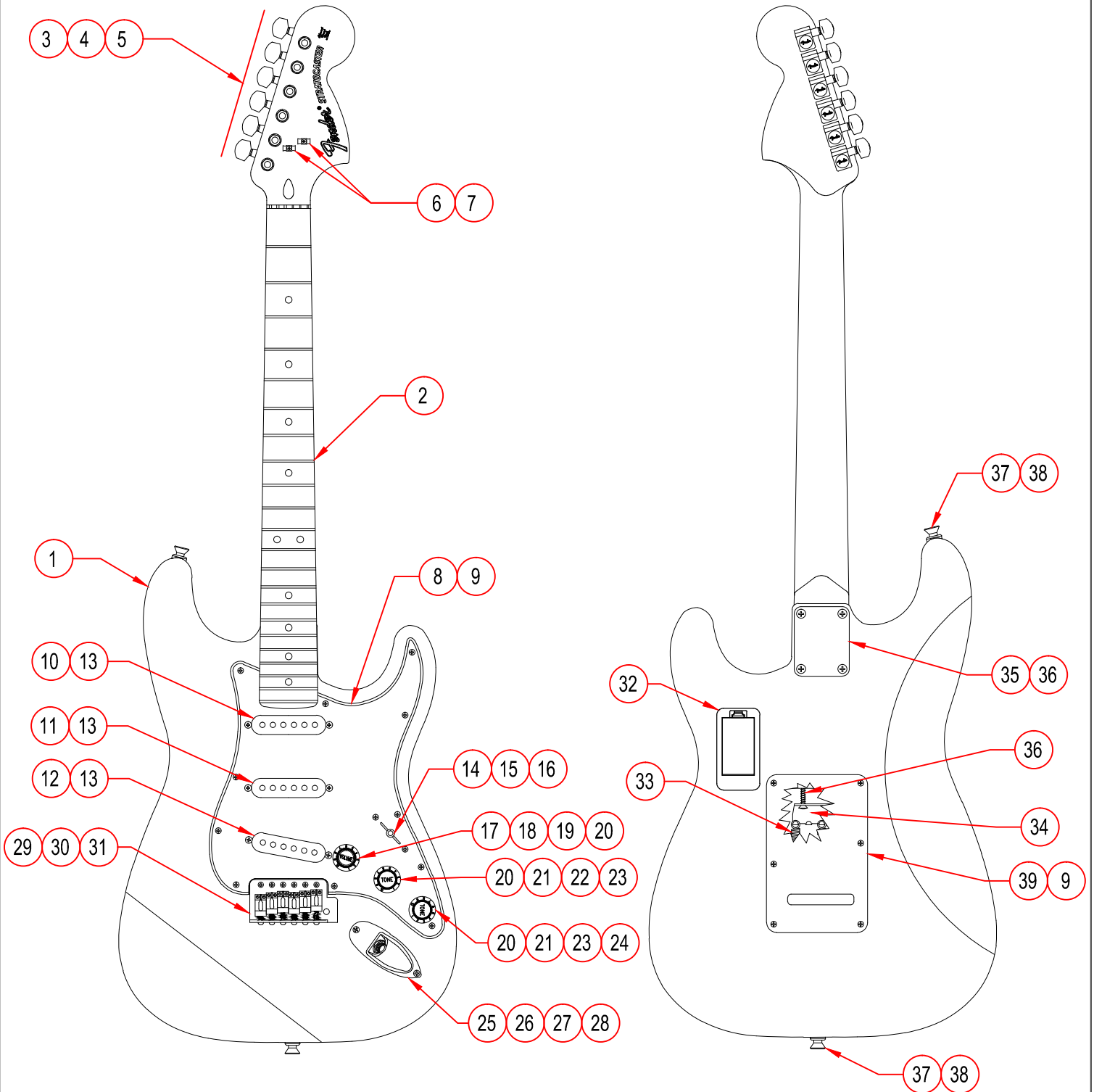


DLX ROADHOUSE STRAT ® (014-5010-XXX / 014-5012-XXX)

PARTS LAYOUT



DLX ROADHOUSE STRAT ® (014-5010-XXX / 014-5012-XXX)

PARTS LIST

REF #	DESCRIPTION	PART NUMBER
1	BODY ROADHOUSE STRAT 3TSB B&P	7700790500
	BODY ROADHOUSE STRAT CAR B&P	7700791509
	BODY ROADHOUSE STRAT VWT B&P	7700791541
	BODY ROADHOUSE STRAT SNB B&P	7700791572
2	NECK DLX STRAT RW PNT 2CT	7700591000
	NECK DLX STRAT MN PNT 2CT	7700592000
3	WASHER KEY	0053106049
4	BUSHING KEYS	0058820049
5	KEY GTR DUAL PIN MNT	0990820100
6	STRING GUIDE NICKEL	0994910000
7	SCRW SMA 3x5/8 RHP NI	0011358049
8	PICKGUARD ROADHOUSE AGED PEARL	0097288000
9	SCRW SMAB 4x1/2 OHP NI	0015578049
10	PICKUP ASSY STRAT TEXAS SPCL, NECK VINT	0074317010
11	PICKUP ASSY STRAT TEXAS SPCL, MID VINT	0074318010
12	PICKUP ASSY STRAT TEXAS SPCL, AGED	0074319010
13	SCRW 6-32X3/4 RHP TAPTRI L ZA	0048631049
14	SWITCH 5 WAY LEVER W/METAL	0991367000
15	SCREW-MA 6-32X5/8 RH ZARTAN	0994925000
16	KNOB PU SWCH VINT AGD	0994938000
17	SW KNOB SPSH STRAT AGED WHT	0059267030
18	SW/POT ASSY S-1 250K .25B SPSH	0061256000
19	WSHR LCK INTL 3/8x.500x.020 NI	0022384049
20	NUT HEX 3/8-32x3/32 TK NI	0016352049
21	KNOB STRAT TONE AGD WHT PIMCO	0991369000
22	PCB ASSY ROADHOUSE STRAT	7700842000
23	WASHER LOCK INTL 3/8 X .687	0016436049
24	CONTROL 250K 10% TPR SPLIT	0990830000
25	JACK PHONE STEREO 12B	0057577000
26	FERRULE JACK CHROME	0991940100
27	WASHER LOCK INTL 3/8 X .687	0016436049
28	NUT HEX 3/8-32x3/32 TK NI	0016352049
29	STD BRIDGE ASSY RH SGGB VTCRB-1	0071014000
30	SCRW-WD 6X 1 1/4 RHP ZARTAN CH	0021421049
31	ARM TREM VINT SGGBA-FCR	0992310100
32	BATTERY BOX BLACK	0028307000



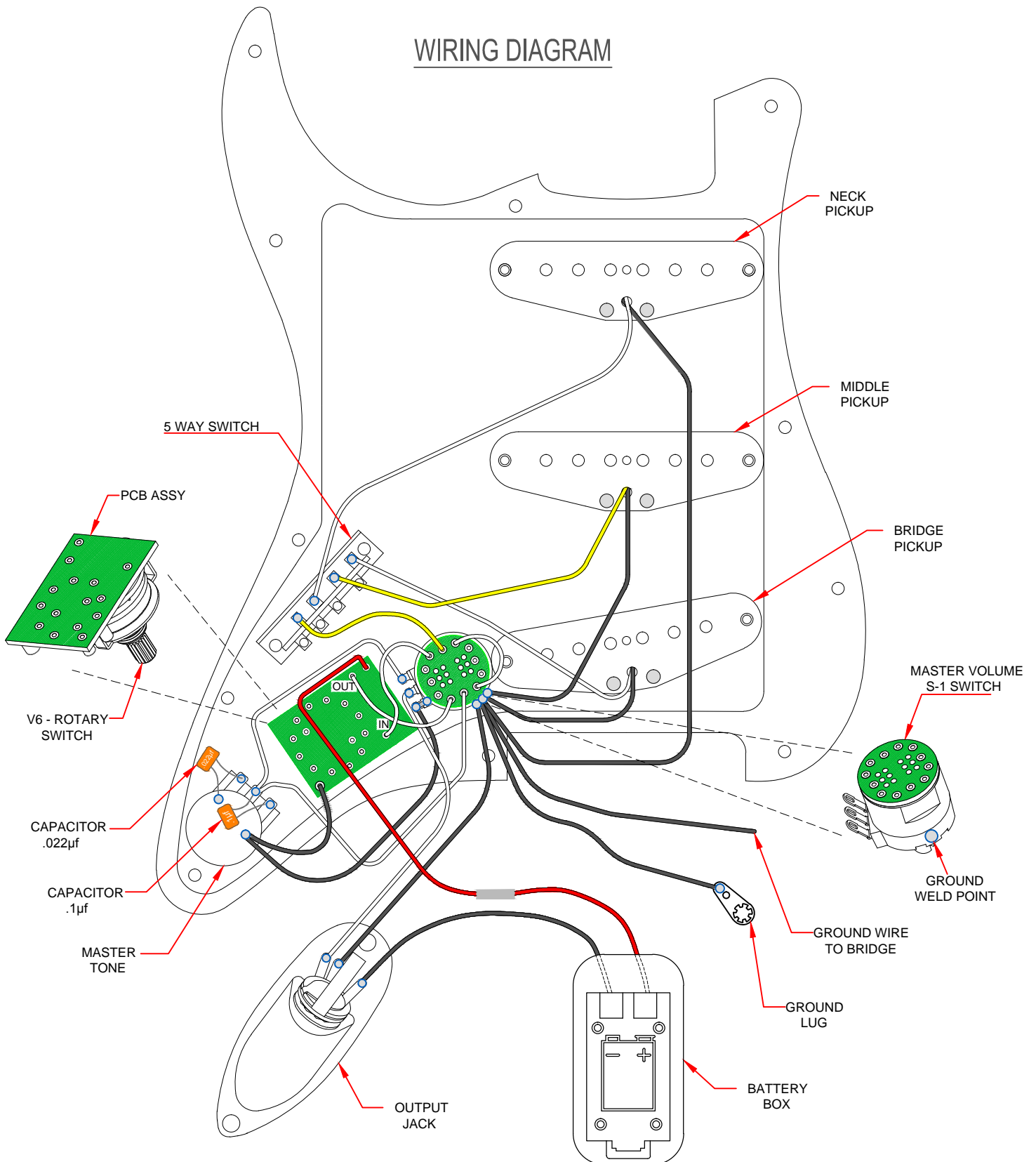
DLX ROADHOUSE STRAT ® (014-5010-XXX / 014-5012-XXX)

PARTS LIST

[illegible]

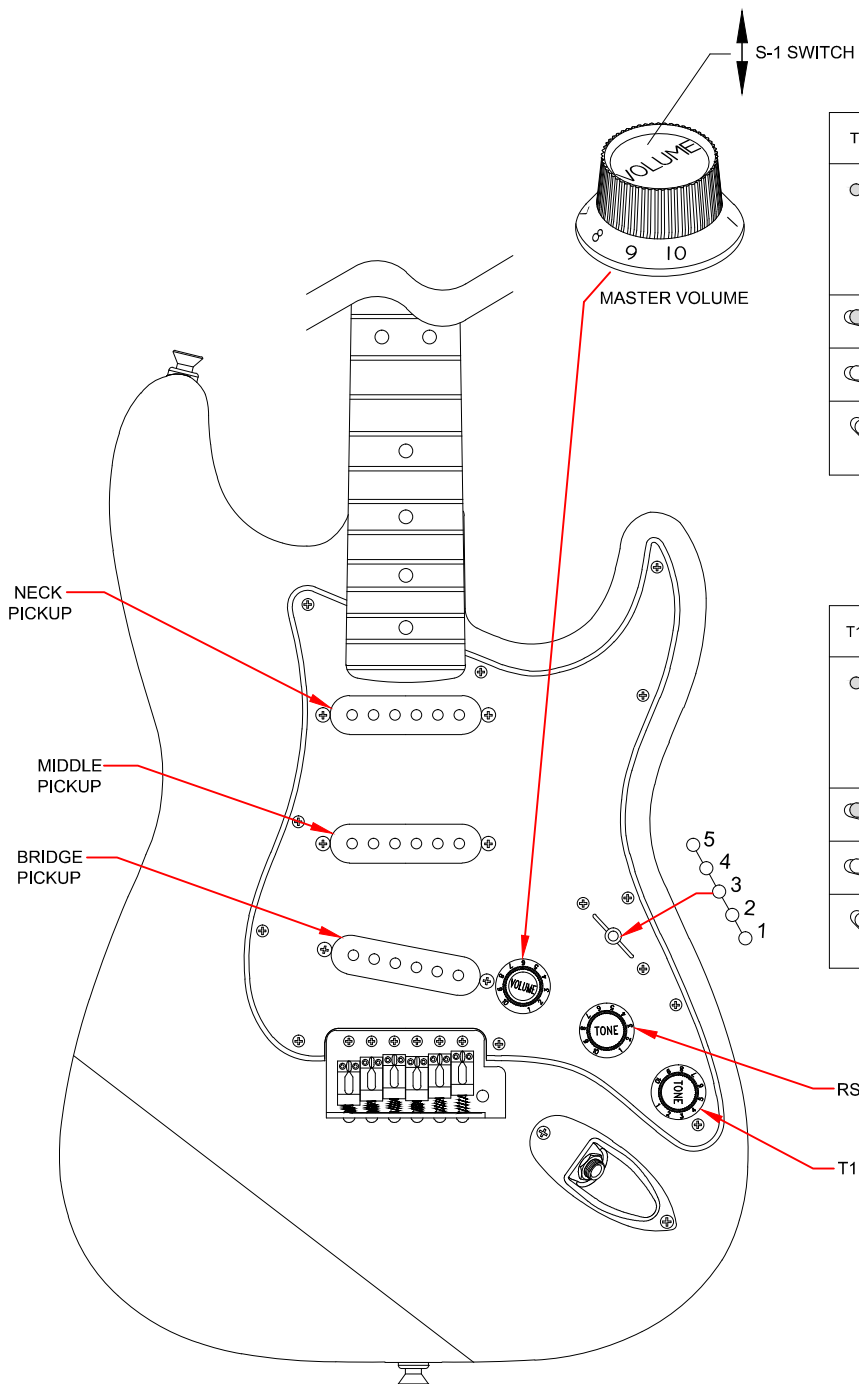
DLX ROADHOUSE STRAT ® (014-5010-XXX / 014-5012-XXX)

WIRING DIAGRAM



DLX ROADHOUSE STRAT ® (014-5010-XXX / 014-5012-XXX)

SWITCH & CONTROL FUNCTION

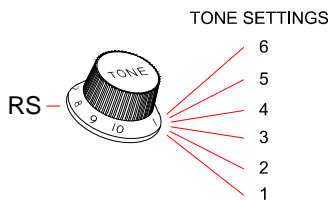


S-1 SWITCH UP POSITION					TONE CONTROL
T1 & RS	T1 & RS	T1 & RS	T1 & RS	T1 & RS	5 WAY SELECTOR POSITION
5	4	3	2	1	
					NECK PICKUP
					MIDDLE PICKUP
					BRIDGE PICKUP

PICKUP IS ON PICKUP IS OFF

S-1 SWITCH DOWN POSITION					TONE CONTROL
T1 ONLY	T1 ONLY	T1 ONLY	T1 ONLY	T1 ONLY	5 WAY SELECTOR POSITION
5	4	3	2	1	
					NECK PICKUP
					MIDDLE PICKUP
					BRIDGE PICKUP

PICKUP IS ON PICKUP IS OFF



V6 ROTARY SWITCH UTILIZES THE ONBOARD PREAMP TO PROVIDE 6 DISTINCT TONE SETTINGS RANGING FROM (Wiry Single-Coil to Scorching Lead).

NOTE : The S-1 Switch bypasses the preamp completely.