

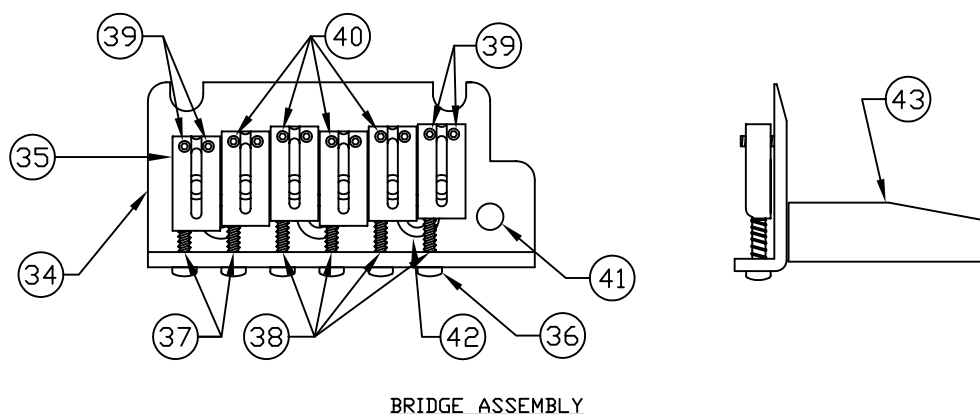
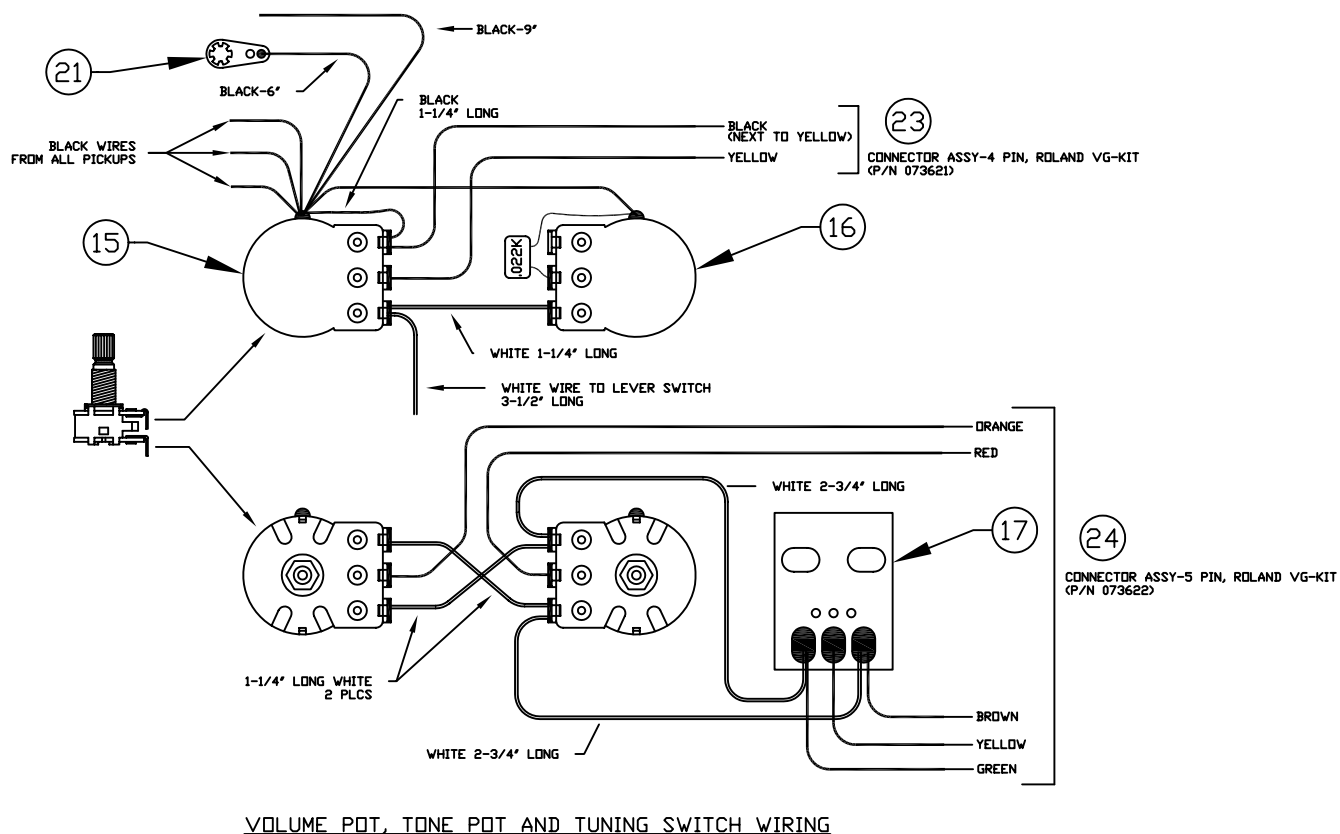
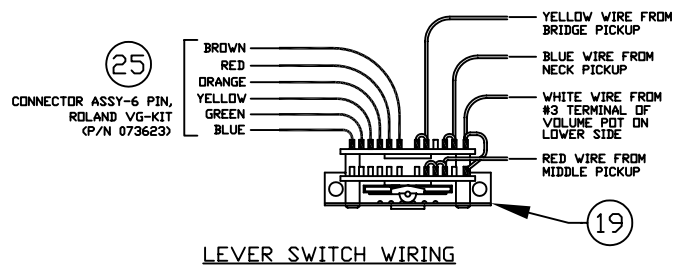
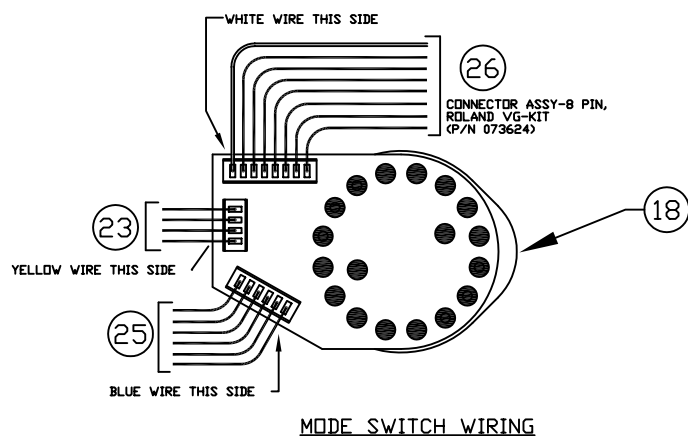
*Fender®*

# VG STRATOCASTER® , 011-7500/02

REF.#	P/N	DESCRIPTION	REF.#	P/N	DESCRIPTION
1	0056215000	Neck, American Strat, RW	27	0056254000	Knob, Strat Volume, Parchment
	0056216000	Neck, American Strat, MPL	28	0056255000	Knob, Strat Tone, Parchment
2	0058142000	Tuning Key, (4)	29	0073630000	Knob, Mini Roland Strat Tune, Parch
	0053107000	Bushing	30	0073629000	Knob, Mini Roland Strat Mode, Parch
	0053106000	Washer	31	0056253000	Knob, P/U Select Sw, Parchment
3	0037429000	Tuning Key (2)	32	0073618000	Output Jack - Roland VG
	0053107000	Bushing		0073620000	Connector Assy - 2-Pin Roland VG Kit
	0053106000	Washer		0016436000	Lock Washer, Intl
4	0083675000	Bone Nut		0010280090	Jack Ferrule, Chrome
5	0021537000	String Guide	33	0026095000	Bridge Assy, '86 Std. Strat
	0021405000	Mounting Screw		0028958000	Insert, Bridge Pivot
6	0023811000	Truss Rod Adjusting Wrench		0028957000	Screw, Bridge Pivot
7	0073627500	Body, Roland VG Strat - Sunburst	34	0026097000	Bridge Plate
	0073626506	Body, Roland VG Strat - Black	35	0026099000	Bridge Section, (6)
	0073626555	Body, Roland VG Strat - Blizzard Pearl	36	0017031000	Intonation Screw, (6)
8	0054038000	Neck Plate, Spaghetti Logo, Tilt	37	0019395000	Intonation Spring, (2)
	0021424000	Mounting Screw	38	0019394000	Intonation Spring, (4)
	0031571000	Tilt Adjustment Screw	39	0026779000	Height Adjustment Screw, (4)
	0023811000	Tilt Adjustment wrench	40	0026780000	Height Adjustment Screw, (8)
9	0063267000	Strap Button	41	0012180000	Spring, Tremolo Arm
	0016188000	Mounting Screw	42	0019656000	Plate-to-Bridge Block Mounting Screw
	0019056000	Felt Washer, Black	43	0026098000	Bridge Block
	0020491000	Felt Washer, White	44	0073625000	Battery Compartment - Roland VG
10	0073628000	Pickguard, Roland VG Strat, P/B/P		0038567000	Mounting Screw
	0021407000	Mounting Screw		0073957000	Battery - AA Alkaline
11	0056205000	Pickup Assy, Strat Am. Srs. Upg, Neck	45	0073634000	Tremolo Cover, (For Blk & Sunburst)
	0048631000	Mounting Screw		0018113000	Mounting Screw, (For Blk & Sunburst)
	0036481000	Tubing		0076589000	Tremolo Cover, (For Blizzard Pearl)
12	0056206000	Pickup Assy, Strat Am. Srs. Upg, Middle		0021407000	Mounting Screw, (For Blizzard Pearl)
	0048631000	Mounting Screw		0010272100	Tremole Claw
	0036481000	Tubing		0018671000	Tremole Spring
13	0056207000	Pickup Assy, Strat Am. Srs. Upg, Bridge	46	0015636000	Mounting Screw
	0048631000	Mounting Screw		0073633000	Main Board Cover, (For Blk & Sunburst)
	0036481000	Tubing		0018113000	Mounting Screw, (For Blk & Sunburst)
14	0073663000	Pickup Assy, Roland VG		0076588000	Main Board Cover, (For Blizzard Pearl)
	0074060000	Mounting Screw		0021407000	Mounting Screw, (For Blizzard Pearl)
	0047920000	Tubing			
15	0073548000	Control, Roland A250K/B10K, Volume			
	0022384000	Lock Washer, Intl			
16	0073548000	Control, Roland A250K/B10K, Tone			
	0022384000	Lock Washer, Intl			
	0024832000	Capacitor, .022µF 250V			
17	0073550000	Control, Roland VG-Kit, Tune			
18	0073549000	Control, Roland VG-Kit, Mode			
	0022384000	Lock Washer, Intl			
19	0050610000	Switch, 5 Pos Disc 4 Pole Std Ht			
	0048631000	Mounting Screw			
20	0073619000	LED Assy - Roland VG Kit			
21	0012869000	Solder Lug			
	0015116000	Mounting Screw			
22	0073547000	Main Module - Roland VG			
	0019672000	Mounting Screw			
	0072701000	Tape, .5" Cooper			
23	0073621000	Connector Assy - 4-Pin Roland VG Kit			
24	0073622000	Connector Assy - 5-Pin Roland VG Kit			
25	0073623000	Connector Assy - 6-Pin Roland VG Kit			
26	0073624000	Connector Assy - 8-Pin Roland VG Kit			



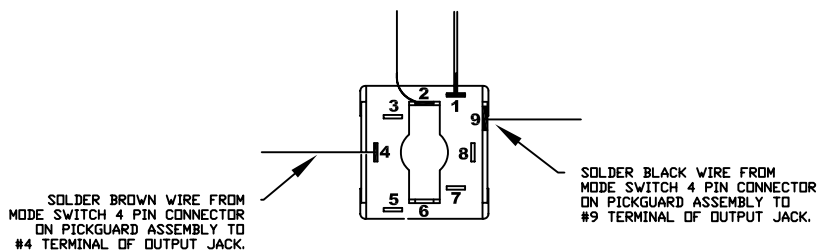
## ROLAND® VG WIRING DIAGRAM





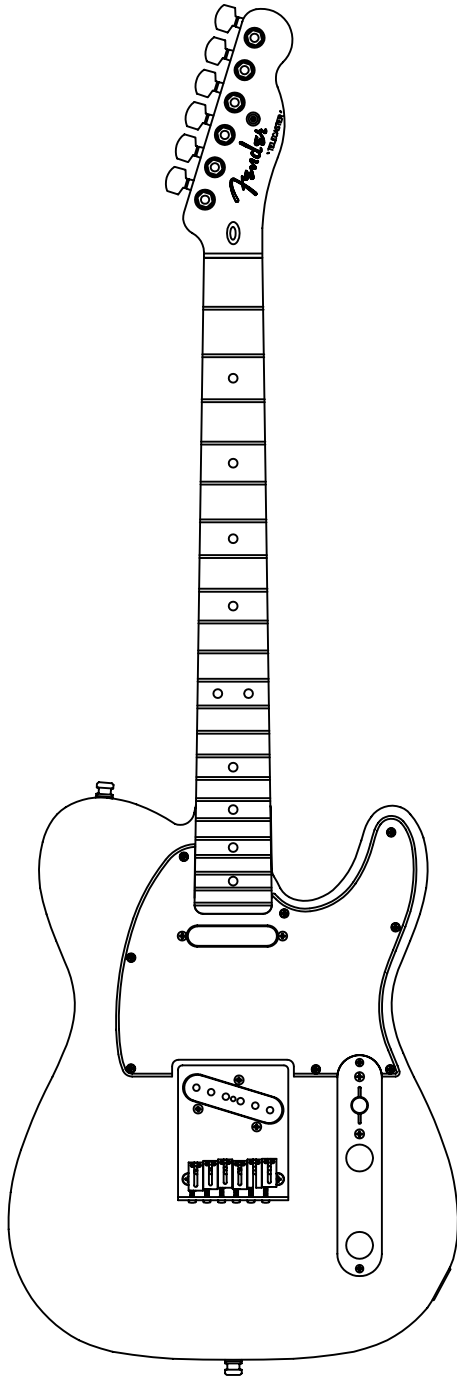
- 
- Diagram illustrating the location of the VG-KIT ZUB0121 kit on the rear panel of the device. The kit is shown being affixed to the rear panel, with arrows indicating the placement of the supplied sticker.



















## OUTPUT JACK ASSEMBLY WIRING



CONTROL FUNCTIONS

MODELED TELECASTER® GUITAR (T)



5 WAY SWITCH POSITION					
					POSITION
					NECK (A)
					BRIDGE (C)
	PICKUP IS ON				MODE
	PICKUP IS OFF				

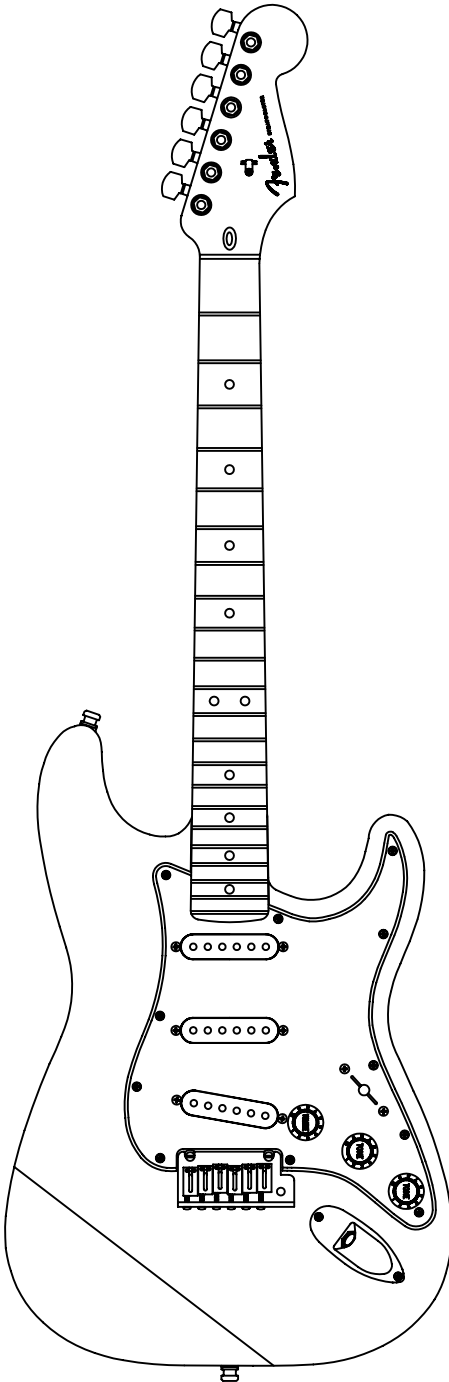
Telecaster (T):






















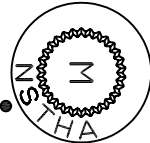

In this modeling mode, the guitar plays with the sound of a Telecaster guitar.  
The 'snap' of the bridge position, the 'chirp' of the middle position, it's all there.  
And of course there's the option of the 12-string sound and the alternate tunings.



CONTROL FUNCTIONS

MODELED STRATOCASTER GUITAR (S)



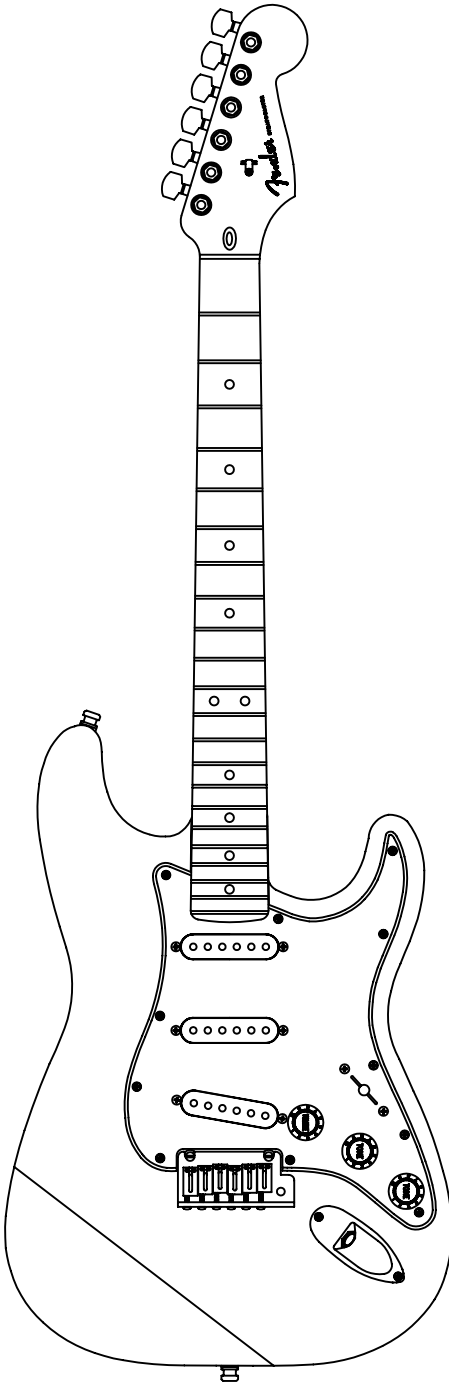
5 WAY SWITCH POSITION					
					POSITION
					NECK (A)
					MIDDLE (B)
					BRIDGE (C)
	PICKUP IS ON				MODE
	PICKUP IS OFF				






















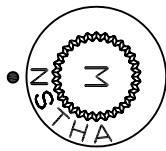

Modeled Stratocaster (S):

In this modeling mode, your guitar plays with the sound of a slightly different Stratocaster tone, but with some new possibilities. You now have the option of a 12-string sound or several different alternate tunings.

CONTROL FUNCTIONS

NORMAL STRATOCASTER GUITAR (N)



5 WAY SWITCH POSITION					
					POSITION
					NECK (A)
					MIDDLE (B)
					BRIDGE (C)
	PICKUP IS ON				MODE
	PICKUP IS OFF				

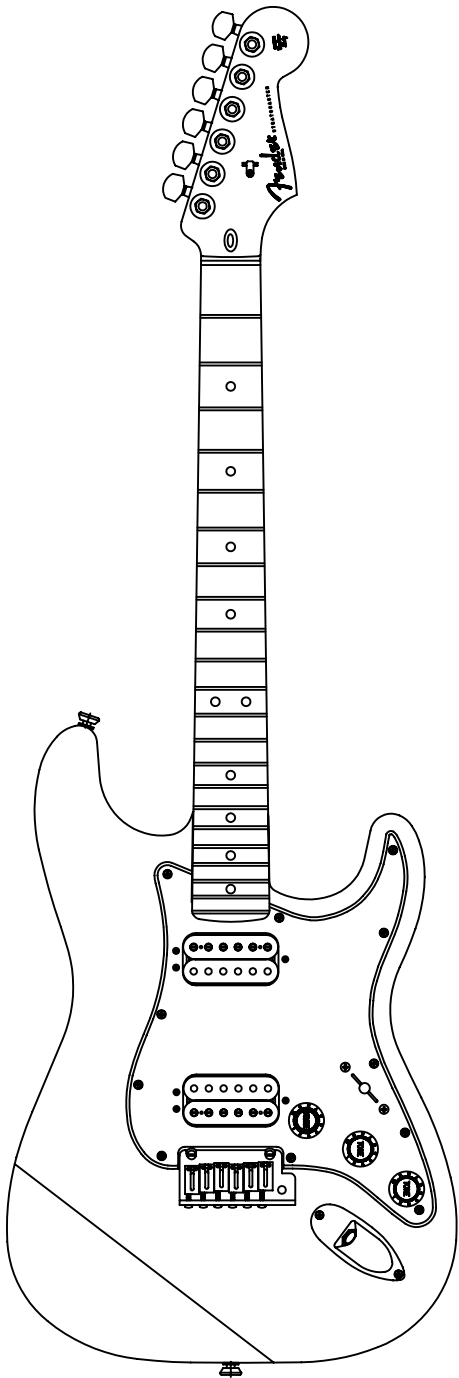
Normal (N):

















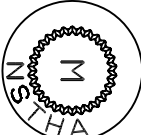
In this non-modeling mode, your guitar uses it's three standard Strat® pickups only and plays like a standard Stratocaster® guitar.



CONTROL FUNCTIONS

MODELED HUMBUCKING PICKUPS (H)



5 WAY SWITCH POSITION					
					POSITION
					NECK (A)
					BRIDGE (C)
	PICKUP IS ON				MODE
	PICKUP IS OFF				

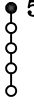




Humbucking Pickups (H):  
In this modeling mode, your guitar plays with the sound of two high output humbucking pickups; one in the neck position and one in the bridge position. This is the mode where you'll find that oh-so desirable warm, full tone you'd expect from high end humbucking pickups.

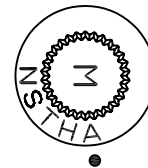
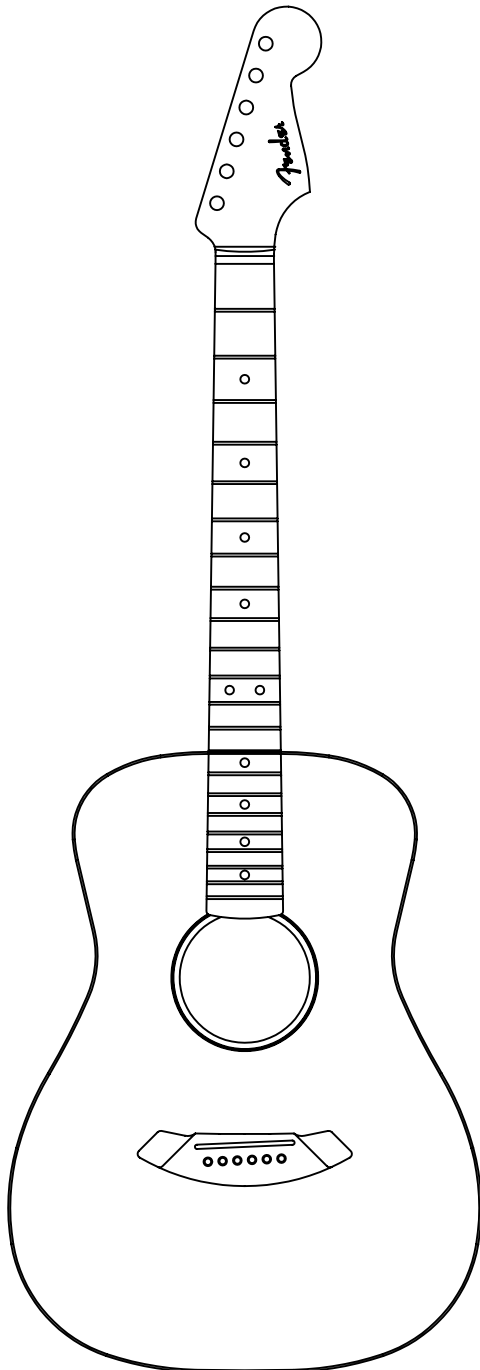




CONTROL FUNCTIONS

ACOUSTIC (A)

5 WAY SWITCH POSITION					
					POSITION
ACOUSTIC 5	ACOUSTIC 4	ACOUSTIC 3	ACOUSTIC 2	ACOUSTIC 1	MODE



Acoustic (A):

In this modeling mode, your guitar plays with the warm, full sound of an acoustic guitar. In this position the blade switch switches between various acoustic tones from the warmth of a dreadnought to the bright, cutting sound of a resonator's smooth bluesy twang.

*Fender*<sup>®</sup>